



SRUHH series

15 Amp Miniature Power PC Board Relay

 UL File No. E82292

 TUV File No. R60271

Users should thoroughly review the technical data before selecting a product part number. It is recommended that user also seek out the pertinent approvals files of the agencies/laboratories and review them to ensure the product meets the requirements for a given application.

Features

- 15 Amp switching capacity.
- 1 Form A and 1 Form C contact arrangements.
- Immersion cleanable, sealed version available.
- Applications include appliance, HVAC, security system, garage opener control, emergency lighting.

Contact Data @ 20°C

Arrangements: 1 Form A (SPST-NO) and 1 Form C (SPDT).

Material: Silver cadmium oxide.

Max. Switching Rate: 300 ops./min. (no load).
20 ops./min. (rated load).

Expected Mechanical Life: 10 million operations (no load).

Expected Electrical Life: 100,000 operations (rated load, relay vented).

Minimum Load: 100mA @ 5VDC.

Initial Contact Resistance: 100 milliohms @ 1A, 6VDC.

Contact Ratings

Ratings: 15A @ 120VAC resistive,
10A @ 240VAC resistive,
10A @ 28VDC resistive.

Max. Switched Voltage: AC: 240V.
DC: 28V.

Max. Switched Current: 15A.

Max. Switched Power: 2,400VA, 300W.

Note: Sealed relays should be vented after soldering and cleaning in order to achieve listed ratings.

Initial Dielectric Strength

Between Open Contacts: 750VAC 50/60 Hz. (1 minute).

Between Coil and Contacts: 1,500VAC 50/60 Hz. (1 minute).

Surge Voltage Between Coil and Contacts: 3,000V (1.2 / 50µs).

Initial Insulation Resistance

Between Mutually Insulated Elements: 100M ohms min. @ 500VDC.

Coil Data

Voltage: 3 to 48VDC.

Nominal Power: 360 mW except 48VDC coil (510mW).

Coil Temperature Rise: 60°C max., at rated coil voltage.

Max. Coil Power: 130% of nominal.

Duty Cycle: Continuous.

Coil Data @ 20°C

SRUHH				
Rated Coil Voltage (VDC)	Nominal Current (mA)	Coil Resistance (ohms) ± 10%	Must Operate Voltage (VDC)	Must Release Voltage (VDC)
3	120	25	2.25	0.30
6	60	100	4.50	0.60
9	40	225	6.75	0.90
12	30	400	9.00	1.20
24	15	1,600	18.00	2.40
48	10	4,500	36.00	4.80

Operate Data

Must Operate Voltage: 75% of nominal voltage or less.

Must Release Voltage: 10% of nominal voltage or more.

Operate Time: 15 ms max.

Release Time: 5 ms max.

Environmental Data

Temperature Range:

Operating: -30°C to +60°C

Vibration, Mechanical: 10 to 55 Hz., 1.5mm double amplitude

Operational: 10 to 55 Hz., 1.5mm double amplitude.

Shock, Mechanical: 1,000m/s² (100G approximately).

Operational: 100m/s² (10G approximately).

Operating Humidity: 20 to 85% RH. (Non-condensing).

Mechanical Data

Termination: Printed circuit terminals.

Enclosure (94V-0 Flammability Ratings):

SRUHH-SS: Vented (Flux-tight) plastic cover

SRUHH-SH: Sealed plastic case

Weight: 0.42 oz (12g) approximately.

Ordering Information

Typical Part Number ▶

SRUUH -SS -1 12 D 1 M ,000

1. Basic Series:
SRUUH = Miniature Power PC board relay.

2. Enclosure:
SS = Vent (Flux-tight)* plastic cover. SH = Sealed, plastic case.

3. Termination:
1 = 1 pole

4. Coil Voltage:
03 = 3VDC 09 = 9VDC 24 = 24VDC
06 = 6VDC 12 = 12VDC 48 = 48VDC

5. Coil Input:
D = Standard

6. Contact Material:
1 = Silver Cadmium Oxide

7. Contact Arrangement:
Leave Blank = 1 Form C, SPDT M = 1 Form A, SPST-NO

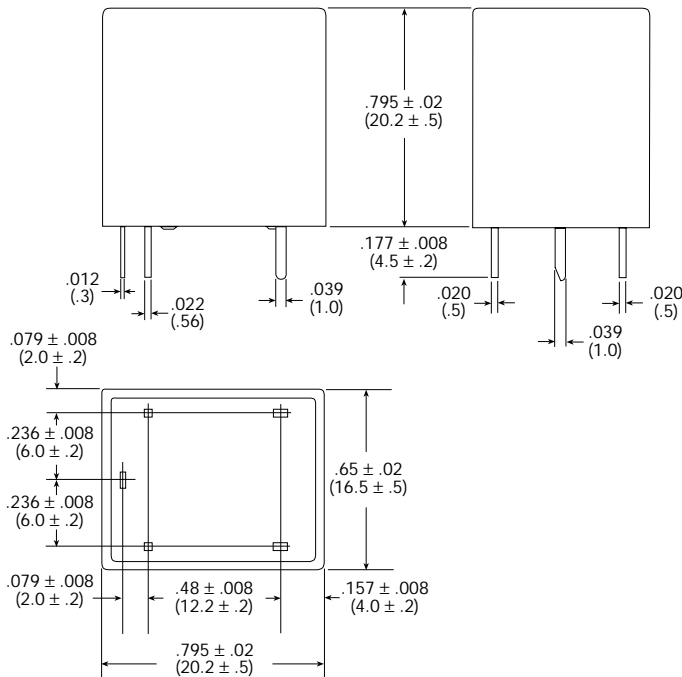
8. Option:
,000 = Standard model. Other Suffix = Custom model.

* Not suitable for immersion cleaning processes.

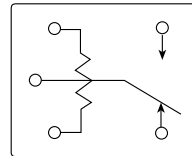
Our authorized distributors are more likely to maintain the following items in stock for immediate delivery.

SRUUH-SH112D1M,000 SRUUH-SH112D1,000
SRUUH-SH124D1M,000 SRUUH-SH124D1,000

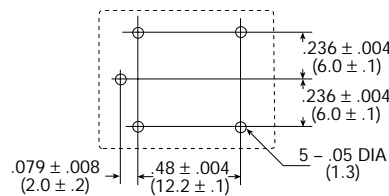
Outline Dimensions



Wiring Diagram (Bottom View)



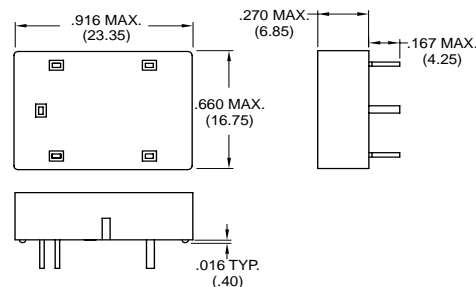
PC Board Layout (Bottom View)



Note: Only necessary terminals are present on 1 Form A (SPST-NO) models.

Socket

27E1064 socket is rated 10A @ 300VAC. UL Recognized for US and Canada. Designed to fit same suggested board layout as relay.



Hold-Down Spring

20C430 spring is designed to secure SRUUH relay in 27E1064 socket.

